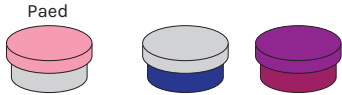






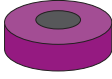

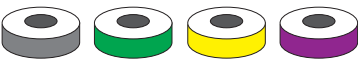




Order of Draw (Tube Guide)

Tube Type	Common Tests (Please refer to Test Directory)	Instructions
 <p>Paed Aerobic Anaerobic</p>	Blood Cultures	Collect Aerobic first, then Anaerobic
 <p>Sodium Citrate</p>	INR, D Dimer, Coag	Gently invert 8 times to mix. Citrate tubes must be filled to line
 <p>ACD</p>	HLA Phenotyping	Gently invert 8 times to mix
 <p>Serum</p>	Troponin, LFT, U&E, CMP, FE Studies, BSL, CRP	Gently invert 8 times to mix. (Amber Paed tube to be used for light sensitive tests e.g. Bilirubin)
 <p>Plain</p>	Serum for Storage	Gently invert 8 times to mix
 <p>Lithium Heparin</p>	Karyotype, Flow Cytometry	Gently invert 8 times to mix
 <p>EDTA (4ml)</p>	FBE, Tacro, HbA1C, ESR	Gently invert 8 times to mix
 <p>EDTA (9ml / 10ml)</p>	Blood Group and Hold, Blood Group antibodies, Crossmatch	Gently invert 8 times to mix Blood Bank tubes must be signed and collector's declaration signed.
 <p>Trace Elements</p>	Aluminium	Gently invert 8 times to mix
 <p>Quantiferon TB Gold</p>	Quantiferon Gold	Shake tubes vigorously 10 times
 <p>Fluoride Oxalate</p>	GTT, Lactate, Ethanol	Gently invert 8 times to mix
 <p>ESR</p>	ESR	Gently invert 8 times to mix